

**Lake Waynoka Security Department  
Monthly Activity Report**

**July 2011**

- 1. Activity Report**
- 2. Enforcement Action Report**
- 3. Gate/Grinder Pump Report**
- 4. Animal Complaints**
- 5. Crime/Activity Trends Narrative**
- 6. Vehicle Activity Report**

***Lake Waynoka  
Ranger - Security Report***

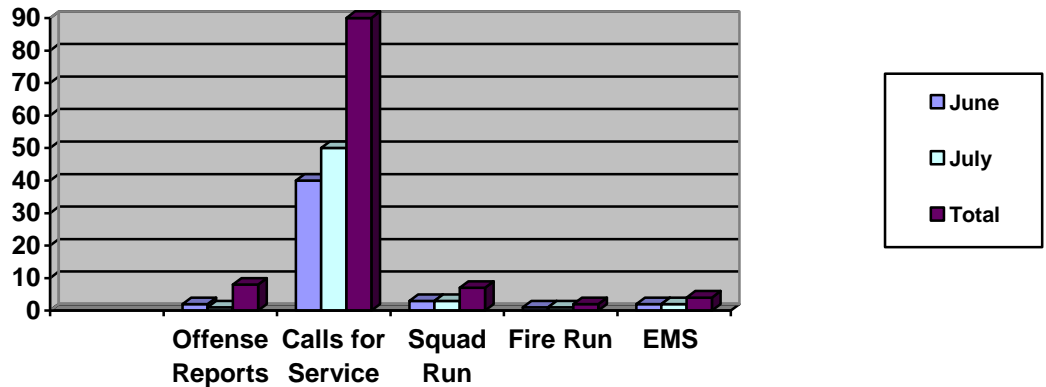


*Lake Waynoka Security*



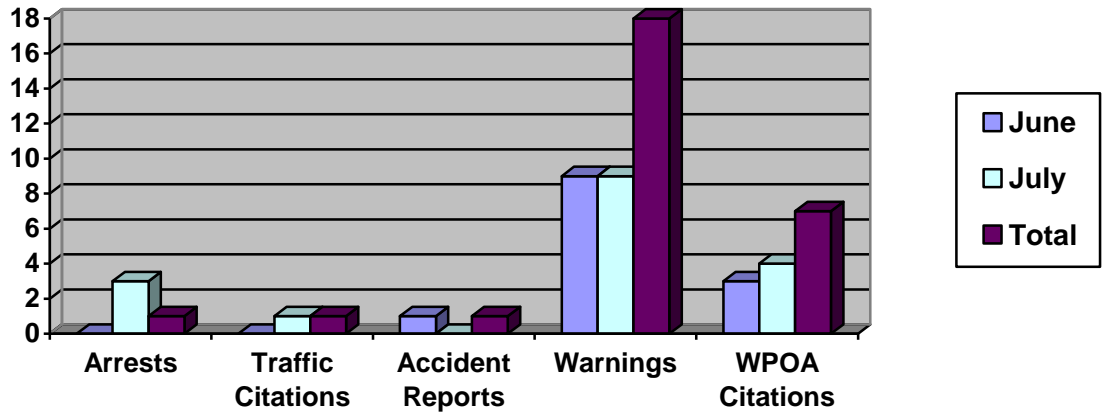
## Lake Waynoka Ranger - Security Activity Report

The following tables represent the total number of ranger/security activities by the Lake Waynoka Security Department in selected categories. The arrest activity provides a two month comparison for activity and a total number of activities completed to date. Emergency Medical Service (EMS) calls are those calls where initial medical assessment and/or emergency treatment are provided by in-house Ranger or Security personnel.



## Enforcement Action Report

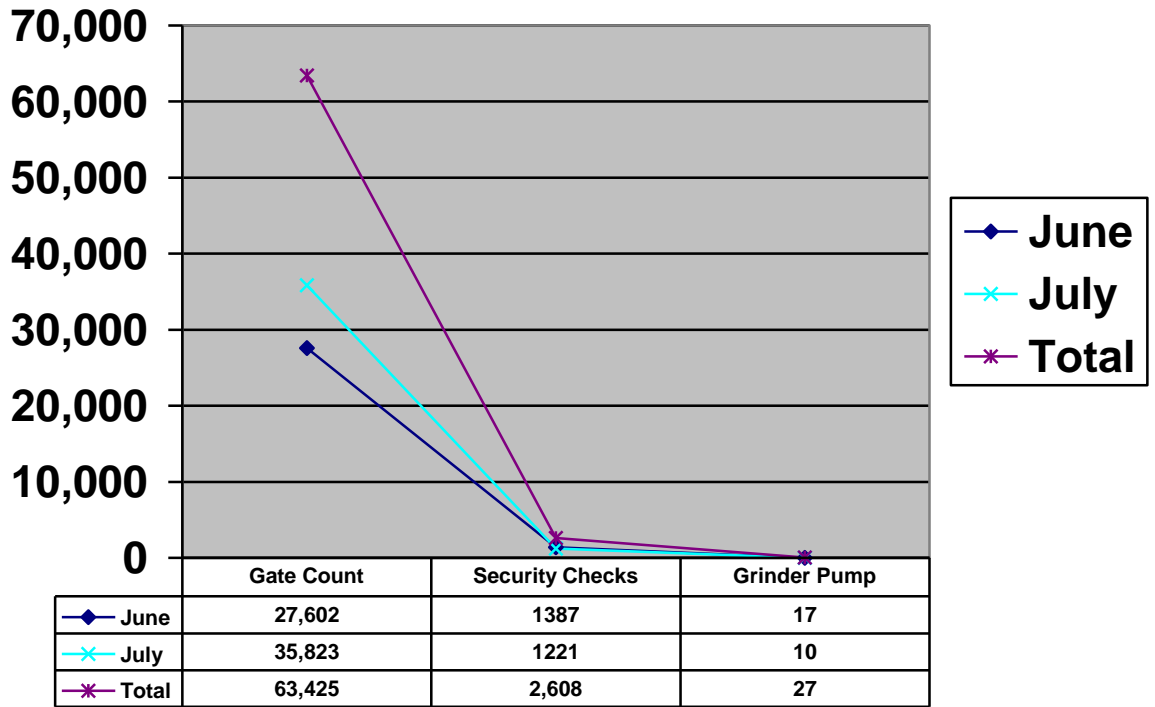
The following table represents the number of arrests, traffic citations, accident reports, written warnings and WPOA citations made by the Lake Waynoka Security Department. The numbers provided is presented for a two month period and a total number of enforcement actions taken during that time period.



## Lake Waynoka Ranger - Security

### Gate/Grinder Pump Report

The following table represents the vehicle count, security checks and grinder pump checks completed by the Lake Waynoka Ranger Department in the last two months. The total number of vehicle checks and grinder pump checks made to date is also presented for review.



### Animal Complaints

The following table provides information on animal complaints received for the last (2) months. Animal complaints are tracked by (3) different types. Animal complaint actions vary from removal/neutralization to trapping activities. The number of canine complaints decreased during the month of July.

	Canine	Beavers Trapped	Fowl/Animal
June	10	0	0
July	8	0	0
<b>Total</b>	<b>18</b>	<b>0</b>	<b>0</b>

## Lake Waynoka Ranger - Security

### Crime Trend Narrative

There was one reported burglary within Lake Waynoka during the month of July. While no other crimes of this type were reported, a number of burglary/breaking and entering incidents occurred outside of Lake Waynoka. Speed checks were increased due to several excessive speed complaints received from WPOA residents.

### Lake Waynoka Security Vehicle Activity Report

The following table presents the current miles accumulated on the assigned vehicles. The table below provides a two month comparison of miles accumulated during vehicle operation. The average number of miles driven was 2,126.

Month	Patrol Vehicle Year/#	Starting Miles	Ending Miles	Miles Driven	Gas Used
June	2011 (#1191)	10,488	13,016	2,568	136.2
June	2002(#2191)	207,982	208,076	94	0
July	2011(#1191)	13,013	15,872	2,856	1727
July	2002(#2191)	208,076	208,338	263	11.4

During the month of July, quarterly maintenance was conducted on Car 1191 and the tires were rotated. One nail and one bolt were removed and the tires repaired on Car 1191. A used replacement marked patrol unit (2004 Ford Crown Victoria police interceptor package with all equipment included) was purchased to replace Car 2191. This vehicle should be prepared for service on or before September 1, 2011.

### Patrol Boat Maintenance

During the month of June, no specific maintenance was conducted on the patrol boat.